



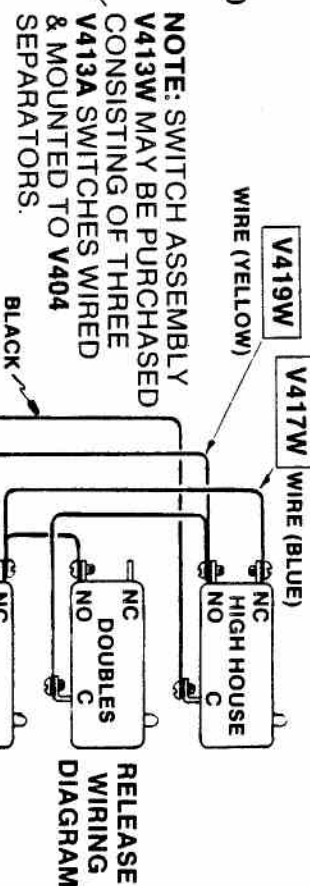
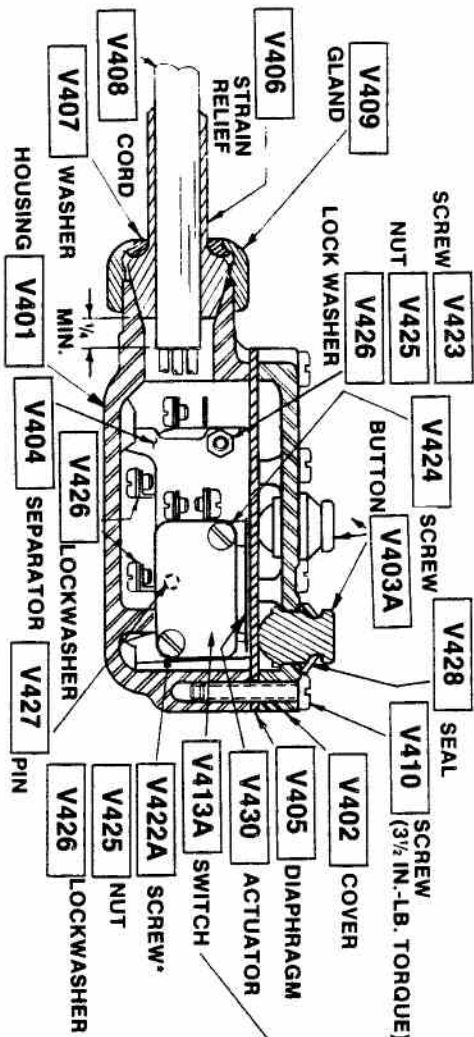
Manual/Parts Lists
Provided By

Golden West Industries
750 Arroyo Ave
San Fernando, CA 91340
800-548-5444 (Outside CA)
818-365-3946 (Inside CA)
818-365-8725 (Fax)
www.goldenwestind.com
goldenwestind@msn.com

Sales, Parts, Repairs, Rentals, Installation
Trap, Skeet and Sporting Clays
Pay and Play Card System
Voice Release

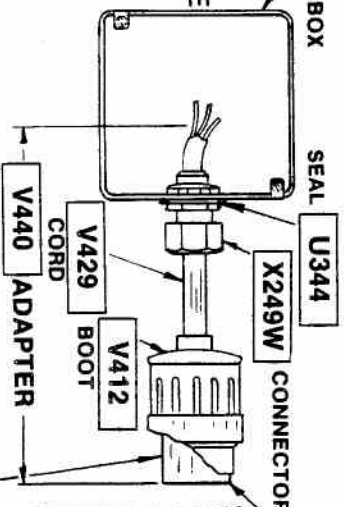
Beomat, Due Matic, Lincoln Traps,
Pat Trap, Winchester

DANGER—AVOID INJURY! MAKE SURE ELECTRICAL POWER IS DISCONNECTED AND TRAPS ARE UNCOCKED BEFORE ATTEMPTING TO INSTALL OR SERVICE. INSPECT FREQUENTLY AND REPLACE DAMAGED PARTS.



CROSS SECTION OF SWITCH END

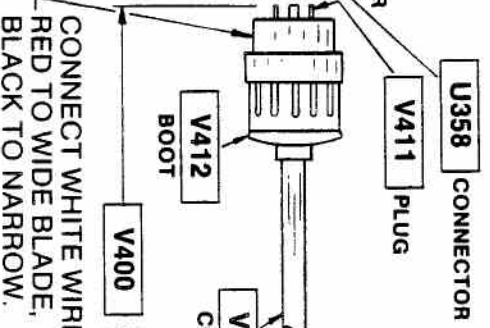
INSTALL BOX AND ADAPTER INSIDE SCOREKEEPER'S TABLE TO PROTECT FROM WEATHER.



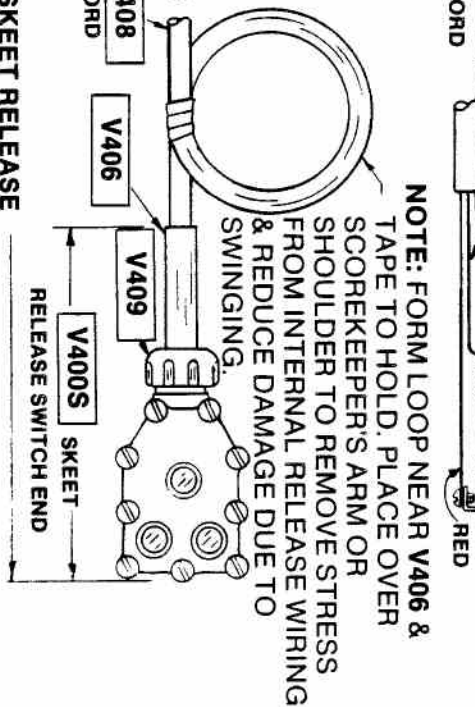
CONVERSION OF OLDER TRAPS:
DISCONNECT RECEPTACLE ONE WIRE AT A TIME AND REPLACE EACH IN TURN WITH V429 ADAPTER WIRE OF SAME COLOR. (IF OLD RECEPTACLE HAS GREEN WIRE, REPLACE WITH RED ADAPTER WIRE.) CHECK WIRING WITH DIAGRAM FURNISHED WITH TRAP.

WRAP ALL WIRE NUTS WITH AT LEAST TWO LAYERS OF PVC ELECTRICAL TAPE.

WHEN REPLACING OLDER ZIW RELEASE UNITS (METAL-TWO SWITCH) WRITE PRODUCT SERVICE DEPT. FOR NECESSARY TRAP INTERNAL CHANGE INSTRUCTIONS.



CONNECT WHITE WIRE TO CENTER POST. RED TO WIDE BLADE, BLACK TO NARROW.



NOTE: FORM LOOP NEAR V406 & TAPE TO HOLD. PLACE OVER SCOREKEEPER'S ARM OR SHOULDER TO REMOVE STRESS FROM INTERNAL RELEASE WIRING & REDUCE DAMAGE DUE TO SWINGING.

TIGHTEN CORD GRIPS ON X249, U358, V409 & V411 TO PERMIT 35LB. PULL WITHOUT SLIPPAGE. DO NOT OVERTIGHTEN OR DAMAGE MAY RESULT.

WARNING

ELECTRICAL INSTALLATION MUST BE IN ACCORDANCE WITH NATIONAL ELECTRICAL CODE AND APPLICABLE LOCAL CODES!

**WINCHESTER GROUP
OLIN CORPORATION**

EAST ALTON, ILLINOIS 62024-1174

*SINGLE 1 1/2" LONG SCREW & SPACER OF EARLIER MODEL HAS BEEN REPLACED WITH TWO 3/8" LONG SCREWS, NUTS & LOCKWASHERS.