

**Diagram(s), continued**

#25B	.....	23
#26	.....	20, 22
#27	.....	27
#28	.....	35
#29	.....	30
#30	.....	30
#31	.....	28
#32	.....	28
#34	.....	33
#35	.....	29
#36	.....	36
#37	.....	38
#38	.....	40
#39	.....	41
#40	.....	45
#41	.....	39
#42	.....	44
#43	.....	42
#44	.....	25
#45	.....	43
#46	.....	46
Disconnecting the Main Spring	.....	34
Distance/Speed	.....	15
Doubles	.....	11
Adjustments	.....	11
Hydraulic Cylinder For Wobble	.....	38, 46
<b>Installation</b>		
Coil Spring	.....	36
PAT-TRAP®	.....	1
Plastic Pinion Backstop, Spring and Switch Bracket		
- Proximity Switch Style	.....	19
- New Roller Switch Style	.....	21
Throw Arm	.....	31
Throw Arm Brake	.....	29
Uni-Band (Main Spring)	.....	35
"X" Doubles Finger	.....	32
Loading the PAT-TRAP®	.....	7
Main Spring, Disconnecting	.....	34
Maintenance		
Hydraulic Cylinder For Wobble	.....	38
Pump Motor	.....	40
Roller Plate	.....	24
Target Brush(s)	.....	25
Throw Arm Brake	.....	29
Throw Arm Shaft Bearing	.....	39

Mounting Power Control Box .....	3
OFF, How to turn .....	7
ON, How to turn .....	7
Oscillation Soft Shift Valve .....	43
<b>PAT-TRAP®</b>	
Doubles .....	11
How It Works .....	5
Installation .....	1
Loading .....	7
Singles .....	9
Turn OFF .....	7
Turn ON .....	7
Wobble .....	13
<b>Power Control Box</b>	
Connecting .....	3
Mounting .....	3
Power Source Connection .....	3
Pump Motor .....	40
<b>Removal/Replacement</b>	
Throw Arm/Turret Valve .....	37
Turret .....	1
Rexroth Valve .....	42
Roller Plate Maintenance .....	24
Singles .....	9
Soft Shift Valve .....	43
Speed/Distance .....	15
<b>Switches</b>	
“Old Style” Switch .....	18
Switch #4 – Proximity Switch Style .....	19
Switch #4 – New Roller Switch Style .....	23
#2 and #3 Wiring Guide .....	41
#11 and #12 Wiring Guide .....	45
Target Brush Maintenance .....	25
<b>Targets</b>	
Angle Adjustment .....	17
Height Adjustment .....	17
Setting Speed and Distance .....	15
Temperature/Release Time .....	26

## Throw Arm

Backstop .....	30
Brake, Assembly .....	28
Brake, Installation .....	29
Installation .....	31
Shaft Bearing .....	39
Throw Arm/Turret Valve .....	37, 44

Turret, Removal/Replacement .....	1
-----------------------------------	---

Uni-Band .....	35
----------------	----

## Valves

Rexroth .....	42
Soft Shift, Oscillation .....	43
Throw Arm/Turret .....	44

## Wiring Guide

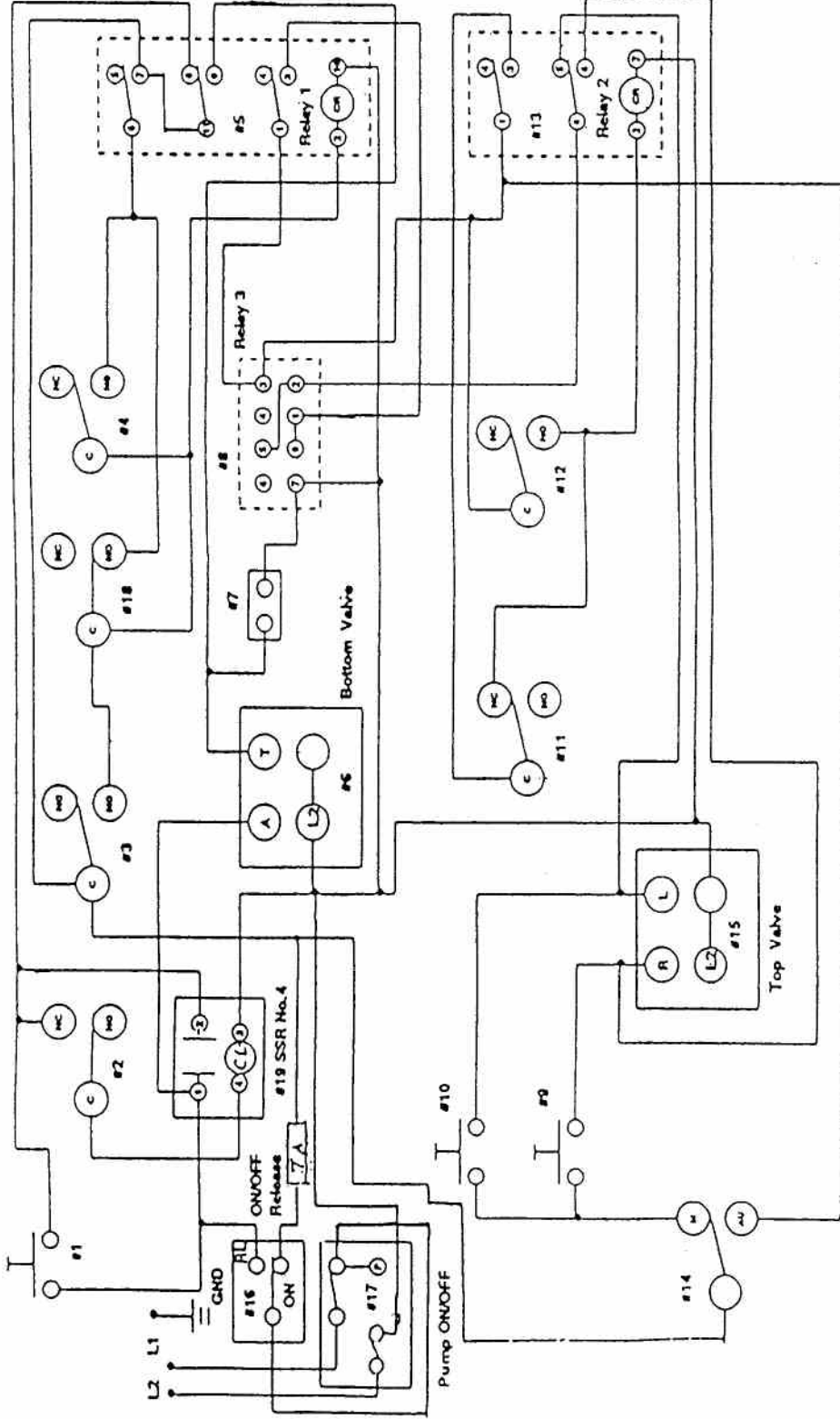
Hydraulic Cylinder For Wobble .....	46
Oscillation Soft Shift Valve .....	43
PAT-TRAP® .....	47
Rexroth Valve .....	42
Switches: #2 and #3 .....	41
Switches: #11 and #12 .....	45
Throw Arm/Turret Valve .....	44

## Wobble

Change over to .....	13
Height Adjustment .....	13
Hydraulic Cylinder .....	38

"X" Finger .....	32
------------------	----

Pullcord Switch



Machine is on and ready to throw:

- #1 pullcord switch #1
  - #2 throw arm limit switch #2
  - #3 turret actuator switch #3
  - #4 turret deactivator switch #4
  - #5 throw arm turret relay Relay #1
  - #6 throw arm turret valve
  - #7 counter
  - #8 Interrupter/timer Relay 3
  - #9 manual right-angle
  - #10 manual left-angle
  - #11 right-angle limit switch #7
  - #12 left-angle limit switch #8
  - #13 right/left relay RELAY 2
  - #14 manual/automatic angle switch
  - #15 right/left angle valve
  - #16 on/off/release switch
  - #17 master switch
  - #18 switch #5 on elevator that holds relay closed until turret switch #4 has time to close
  - #19 solid state relay RELAY 4
- RL release throw arm  
 ON actuates machine  
 P pump motor  
 L1 line one  
 L2 line two  
 AU automatic  
 M manual  
 R right  
 L left  
 A throw arm  
 T turret

# PAT TRAP® - Wiring Diagram

# PAT-TRAP PRICE LIST

October 1, 2001

\*\*\*PRICES ARE SUBJECT TO CHANGE WITHOUT NOTICE/PRICE DOES NOT INCLUDE SHIPPING.

PART #	DESCRIPTION	RETAIL
PT9012	OSCILATING CYLDR HYDROLINE, COMPLETE	\$185.00
PT9013	WOBBLE OSCILATION CYL. HYD, COMPLETE	\$246.00
PT9017	1/4 HYDRAULIC HOSE	\$10.00
PT9023	SINGLES FINGER, PLASTIC	\$6.00
PT9024	ELEVATION COG	\$28.00
PT9025	X DOUBLES FINGER	\$28.00
PT9026	THROW ARM	\$128.00
PT9026A	THROW ARM THROW RUBBER	\$15.00
PT9026B	TO REBUILD THROW ARM	\$20.00
PT9027	THROW ARM BRAKE RUBBER	\$6.00
PT9027A	THROW ARM BRAKE FLAT SPRING	\$6.00
PT9027B	BRAKE, COMPLETE	\$24.00
PT9028	MAIN SPRING/WIRE	\$33.25
PT9030	MAIN SPRING ANCHOR BOLT (threaded rod)	\$24.00
PT9031	MAIN SPRING CRANK	\$33.25
PT9032	UNI-BAND/Pair (Mainspring)	\$33.25
PT9033	MAIN SPRING CHANGE OVER (wire to uni-band)	\$125.00
PT9039	THROW ARM BACKSTOP, COMPLETE	\$35.00
PT9040	THROW ARM BACKSTOP SPRING	\$6.00
PT9040A	THROW ARM BACKSTOP BOLT W/NUT 1/4-28	\$6.00
PT9040B	THROW ARM BACKSTOP PLASTIC	\$6.00
PT9040C	THROW ARM BACKSTOP FLAT SPRING	\$3.00
PT9041	TARGET BRUSH	\$6.00
PT9048	HYDRAULIC MOTOR	\$225.00
PT9060	HYDRAULIC VALVE	\$145.00
PT9061	SOFT SHIFT VALVE	\$178.00
PT9075	HYD CYLINDER TARGET ELEVATOR	\$130.00
PT9076	ELEVATOR GUIDE ROD	\$45.00
PT9095	TARGET GUIDE, SPRING MOUNT	\$14.00
PT9096	SET OF 3 TARGET SPRINGS	\$30.00
PT9097	TARGET GUIDE SPRING #1	\$10.00
PT9098	TARGET DROP GUIDE SPRING #2	\$10.00
PT9099	TARGET DROP GUIDE SPRING #3	\$10.00
PT9100	EXTENSION SPRING/ROLLER PLATES	\$3.00
PT9101	EYE BOLT	\$1.00
PT9102	EYE BOLT ANCHOR BRACKET	\$3.00
PT9104	O RING/ROLLER	\$0.50
PT9105	SINGLE ROLLER PLATE	\$100.00
PT9106	DOUBLE ROLLER PLATE	\$125.00
PT9107	DOUBLES ROLLER	\$95.00
PT9107A	SINGLES ROLLER	\$95.00
PT9108	BRONZE ROLLER BUSHING	\$4.45
PT9123A	PINON BACKSTOP SPRING (L-SHAPE)	\$6.00
PT9123B		
PT9123C	PLASTIC PINON BACKSTOP	\$6.00
PT9124	#4 Snap Action Switch/Interrupter Switch	\$6.00
PT9125	#4 SWITH BRACKET, New Roller Style (micro), Complete	\$33.25

PART #	DESCRIPTION	RETAIL
PT9127	#5 SWITCH BRACKET	\$4.00
PT9129	PUMP, VICKERS VTM 42	\$285.00
PT9129A	PUMP FILTER	\$22.50
PT9130	PULLEY FOR PUMP	\$5.00
PT9131	ELECTRIC MOTOR	\$138.00
PT9132	PULLEY FOR ELECTRIC MOTOR	\$4.50
PT9133	V-BELT	\$7.50
PT9138	PUMP UNIT, COMPLETE	\$725.00
PT9139	HYDRAULIC HOSE	\$25.00
PT9140	HYDRAULIC HOSE RETURN, 3/8"	\$10.00
PT9142	O-RING FOR COUPLING	\$1.00
PT9144	HYDRAULIC COUPLING, FEMALE	\$14.50
PT9145	HYDRAULIC COUPLING, MALE	\$8.00
PT9198	VALVE WIRE (3-Wire)	\$1.50
PT9199		
PT9200	COUNTER	\$30.00
PT9201	HUBBLE MALE CONNECTOR	\$15.25
PT9202	HUBBLE FEMALE LOCK CAP	\$20.50
PT9207	FUSE (7 AMP)	\$1.00
PT9208	RELAY #2 10 AMP (8-Pin)	\$13.00
PT9209	DOUBLE MAGNET	\$12.00
PT9209A	NEW #2 & #3 SWITCH BRACKET	\$133.00
PT9210	ACTIVATOR BOLT FOR PT9209	\$8.00
PT9211	PROX SENSOR (N/C Black Wires)	\$8.50
PT9212	PROX SENSOR (N/O Red Wires)	\$8.50
PT9212A	PROX SENSOR 3-WIRE	\$11.75
PT9213	ROLLER SWITCH #2 and #3 with wire leads	\$8.00
PT9214	RELAY #1 (11-Pin)	\$22.50
PT9215	MAGNET (Hamlin)	\$4.50
PT9216	TIMER/INTERRUPTER	\$48.00
PT9217	RELAY, SOLID STATE	\$31.25
PT9218	PUSH BUTTON MANUAL FOR LEFT/RIGHT	\$6.00
PT9219	TOGGLE SWITCH AUTO/MANUAL	\$6.00
PT9220	SWITCH ON/OFF	\$6.75
PT9221	SWITCH ON/OFF MOMENTARY	\$10.00
PT9300	TURRET, COMPLETE	\$925.00
PT9301	UPRIGHT	\$24.00
PT9302	SIDE LOADER, UPRIGHT	\$49.00
PT9303	SIDE LOADER, UPRIGHT TOP PIECE	\$24.00
PT9304	TURRET BUSHING CAP	\$1.00
PT9305	SWITCH BRACKET FOR ANGLE LIMIT SWITCH	\$33.25
PT9320	PULLCORD, COMPLETE	\$100.00
PT9321	PULLCORD HANDLE	\$34.00
PT9322	PULLCORD SWITCH	\$10.00
PT9400	MANUAL	\$8.00
PT9425	SINGLES SCORE PADS (50 sheets)	\$3.00
PT9430	DOUBLES SCORE PADS (50 sheets)	\$3.00
9014	GROMMET - exh.	



# INDEX

## Adjustment(s)

Angle .....	17
Cold Weather .....	26
Distance/Speed .....	15
Doubles .....	11
Field-Angle (Sliding Switch Bar Style) .....	16
Height of Target .....	17
“Old Style” Switch .....	18
Release Time .....	26
Switch #4 (Proximity Switch Style) .....	19
Switch #4 (New Roller Switch Style) .....	23
Wobble .....	13

## Assembly

Throw Arm Brake .....	28
Uni-Band (Main Spring) .....	35
Coil Spring .....	36
Cold Weather .....	26
Connecting Power Source .....	3
Cycling (Problem) .....	26

## Diagrams

#2 .....	2, 4
#3 .....	4
#4 .....	4
#5 .....	2
#6 .....	2
#7 .....	6
#8 .....	6
#9 .....	6
#10 .....	6
#11 .....	8
#12 .....	10
#13 .....	10
#14 .....	12
#15 .....	12
#16 .....	12
#17 .....	12
#18 .....	12
#20 .....	24
#21 .....	15
#22 .....	18
#23 .....	18
#23A .....	16
#24 .....	20, 22
#25 .....	20
#25A .....	22

Diagram(s), continued

#25B	.....	23
#26	.....	20, 22
#27	.....	27
#28	.....	35
#29	.....	30
#30	.....	30
#31	.....	28
#32	.....	28
#34	.....	33
#34	.....	29
#35	.....	36
#36	.....	38
#37	.....	40
#38	.....	41
#39	.....	45
#40	.....	39
#41	.....	44
#42	.....	42
#43	.....	25
#44	.....	43
#45	.....	46
#46	.....	46
Disconnecting the Main Spring	.....	34
Distance/Speed	.....	15
Doubles	.....	11
Adjustments	.....	11
Hydraulic Cylinder For Wobble	.....	38, 46
Installation		
Coil Spring	.....	36
PAT-TRAP®	.....	1
Plastic Pinion Backstop, Spring and Switch Bracket	.....	19
- Proximity Switch Style	.....	21
- New Roller Switch Style	.....	31
Throw Arm	.....	29
Throw Arm Brake	.....	35
Uni-Band (Main Spring)	.....	32
"X" Doubles Finger	.....	7
Loading the PAT-TRAP®	.....	34
Main Spring, Disconnecting	.....	34
Maintenance		
Hydraulic Cylinder For Wobble	.....	38
Pump Motor	.....	40
Roller Plate	.....	24
Target Brush(s)	.....	25
Throw Arm Brake	.....	29
Throw Arm Shaft Bearing	.....	39



Mounting Power Control Box .....	3
OFF, How to turn .....	7
ON, How to turn .....	7
Oscillation Soft Shift Valve .....	43
<b>PAT-TRAP®</b>	
Doubles .....	11
How It Works .....	5
Installation .....	1
Loading .....	7
Singles .....	9
Turn OFF .....	7
Turn ON .....	7
Wobble .....	13
<b>Power Control Box</b>	
Connecting .....	3
Mounting .....	3
Power Source Connection .....	3
Pump Motor .....	40
<b>Removal/Replacement</b>	
Throw Arm/Turret Valve .....	37
Turret .....	1
Rexroth Valve .....	42
Roller Plate Maintenance .....	24
Singles .....	9
Soft Shift Valve .....	43
Speed/Distance .....	15
<b>Switches</b>	
“Old Style” Switch .....	18
Switch #4 – Proximity Switch Style .....	19
Switch #4 – New Roller Switch Style .....	23
#2 and #3 Wiring Guide .....	41
#11 and #12 Wiring Guide .....	45
Target Brush Maintenance .....	25
<b>Targets</b>	
Angle Adjustment .....	17
Height Adjustment .....	17
Setting Speed and Distance .....	15
Temperature/Release Time .....	26

## Throw Arm

Backstop .....	30
Brake, Assembly .....	28
Brake, Installation .....	29
Installation .....	31
Shaft Bearing .....	39
Throw Arm/Turret Valve .....	37, 44

Turret, Removal/Replacement .....	1
-----------------------------------	---

Uni-Band .....	35
----------------	----

## Valves

Rexroth .....	42
Soft Shift, Oscillation .....	43
Throw Arm/Turret .....	44






## Wiring Guide






Hydraulic Cylinder For Wobble .....	46
Oscillation Soft Shift Valve .....	43
PAT-TRAP® .....	47
Rexroth Valve .....	42
Switches: #2 and #3 .....	41
Switches: #11 and #12 .....	45
Throw Arm/Turret Valve .....	44







## Wobble









Change over to .....	13
Height Adjustment .....	13
Hydraulic Cylinder .....	38

"X" Finger .....	32
------------------	----

Part #	Description	Photo
PT1	Chain Sprocket	
PT3	Chain And Link	
PT30	Full Link	
PT37	Filter Assembly	
PT38	Filter	








PT39	Browning Belt	
PT41	Clutch for Large Pulley Wheel	
PT48	6202RS Bearing	
PT49	Bushing For Roller Plate	
PT50	Pillow Block Bearing	


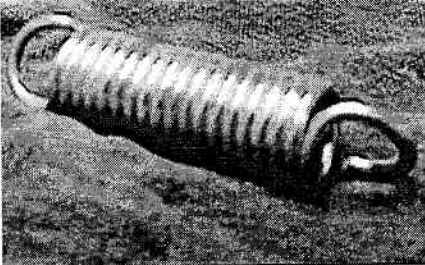
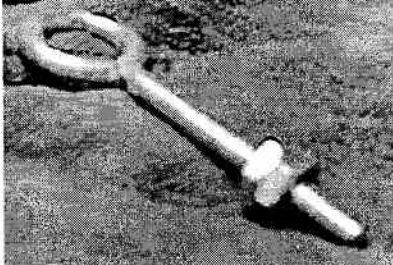



PT51	Packing Kit For Elevator	
PT52	Seal Kit For Oscillation Cylinder	
PT53	Long Elbows	
PT54	Seal Kit For Drive Motor (Replaces PT 9048)	
PT57	Switch For PT9125	
PT9023	Singles, Finger, Plastic	







PT9024	Elevation Cog	
PT9025	X Doubles Finger	
PT9026	Throw Arm	
PT9026A	Throw Arm Throw Rubber	
PT9027	Throw Arm Brake Rubber	
PT9027A	Throw Arm Brake Rubber	
PG9027B	Brake, Complete	
PT9029		















PT9030	Main Spring Anchor Bolt (Threaded Rod)	
PT9031	Main Spring Crank	
PPT9032	Uni-Band/Pair (Mainspring)	
PT9039	Throw Arm Backstop, Complete	
PT9040	Throw Arm Backstop, Spring	
PT9040A	Throw Arm Backstop Bolt W/Nut 1/4-28	
PT9040B	Throw Arm Backstop, Plastic	
PT9040C	Throw Arm Backstop Flat Spring	
PT9041	Target Brush	

PT9048	Hydraulic Motor	
PT9061	Soft Shift Valve	
PT9075	Hydraulic Cylinder Target Elevator	
PT9076	Elevator Guide Rod	
PT9095	Target Guide Spring Mount	
PT9097	Target Guide Spring #1	
PT9098	Target Drop Guide Spring #2	






PT9099	Target Drop Guide Spring #3	
PT9100	Extension Spring/Roller Plates	
PT9101	Eye Bolt	
PT9102	Eye Bolt Anchor Bracket	
PT9104	O Ring/Roller	
PT9105	Single Roller Plate	






PT9106	Double Roller Plate	
PT9107	Doubles Roller	
PT9107A	Singles Roller	
PT9108	Bronze Roller Bushing	
PT9123A	Pinon Backstop Spring (L-Shape)	
PT9123B		


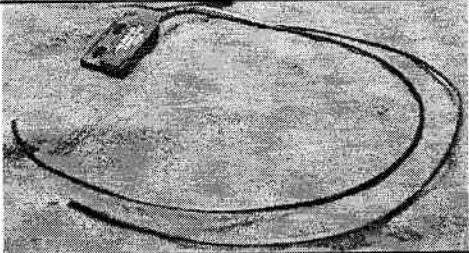

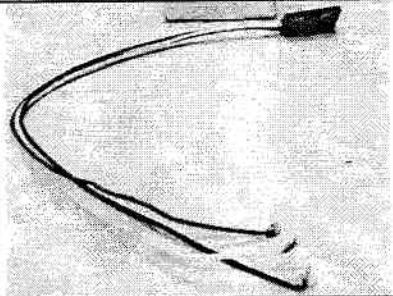
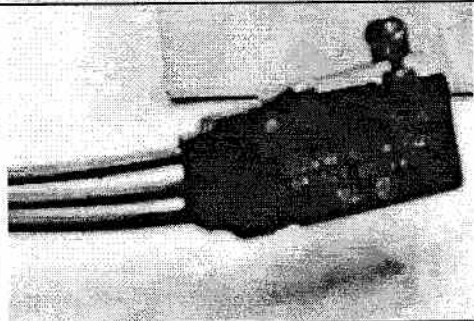
PT9123C	Plastic Pinon Backstop	
PT9124	#4 Snap Action Switch/Interrupter Switch	
PT9125	#4 Switch Bracket, New Roller Style (Micro) Complete	
PT9129A	Pump Filter	
PT9130	Pulley For Pump	
PT9132	Pulley For Electric Motor	







PT9133	V-Belt	
PT9135		
PT9136		
PT9137		
PT9138	Pump Unit, Complete	
PT9139	Hydraulic Hose	



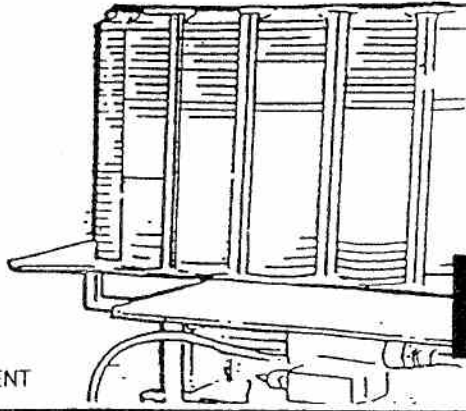
PT9140	Hydraulic Hose Return, 3/8"	
PT9142	O-Ring For Coupling	
PT9144	Hydraulic Coupling, Female	
PT9145	Hydraulic Coupling, Male	
PT9200	Counter	

PT9201	Hubble Male Connector	
PT9202	Hubble Female Lock Cap	
PT9207	Fuse (7 Amp)	
PT9208	Relay #2 10 Amp (8-Pin)	
PT9209	Double Magnet	

PT9210	Activator Bolt For PT9209	
PT9211	Prox Sensor (N/C Black Wires)	
PT9212	Prox Sensor (N/O Red Wires)	
PT9212A	Prox Sensor 3 Wire	
PT9213	Roller Switch #2 And #3	

PT9214	Relay #1 (11-Pin)	
PT9215	Magnet (Hamlin)	
PT9216	Timer/Interrupter	
PT9217	Relay, Solid State	
PT9218	Push Button Manual For Left/Right	
PT9219	Toggle Switch Auto/Manual	

PT9303	Side Loader, Upright Top Piece	
PT9304	Turret Bushing Cap	
PT9305	Switch Bracket for Angle Limit Switch	
		
Tester		



PATENT

# Pat-Trap<sup>TM</sup>

---

## **AUTOMATIC DOUBLES**

*manufactured by*  
PAT-TRAP, Inc.  
110 Western Avenue  
Henniker, New Hampshire 03242

Tel: (603) 428-3396  
Fax: (603) 428-7340

Pat-Trap, Inc, warrants the PAT-TRAP Automatic Doubles Machine against defects in material or workmanship for a period of one year from the date of the original purchase; and agrees to repair or, at our option, replace any defective unit without charge.

**IMPORTANT:** This warranty does not cover transportation costs. Nor does it cover any damage resulting from accident, misuse or abuse, and any modifications or alteration including attaching the unit to other than the recommended receptacle or voltage.

**NO RESPONSIBILITY IS ASSUMED FOR ANY SPECIAL INCIDENTAL OR CONSEQUENTIAL DAMAGES.**



# Trap And Skeet Machines

Winchester Western • Due//Matic • Beomat  
Lincoln • Pat-Trap • Super Star  
Sporting Clays Equipment

Repairing • Rebuilding  
Parts • Sales

**25 YEARS EXPERIENCE**

**Golden West Industries**

750 Arroyo Ave.  
San Fernando, CA 91340  
(818) 365-3946

Outside of California  
1-800-548-5444

FAX: (818) 365-8725

[www.goldenwestindustries.com](http://www.goldenwestindustries.com)

